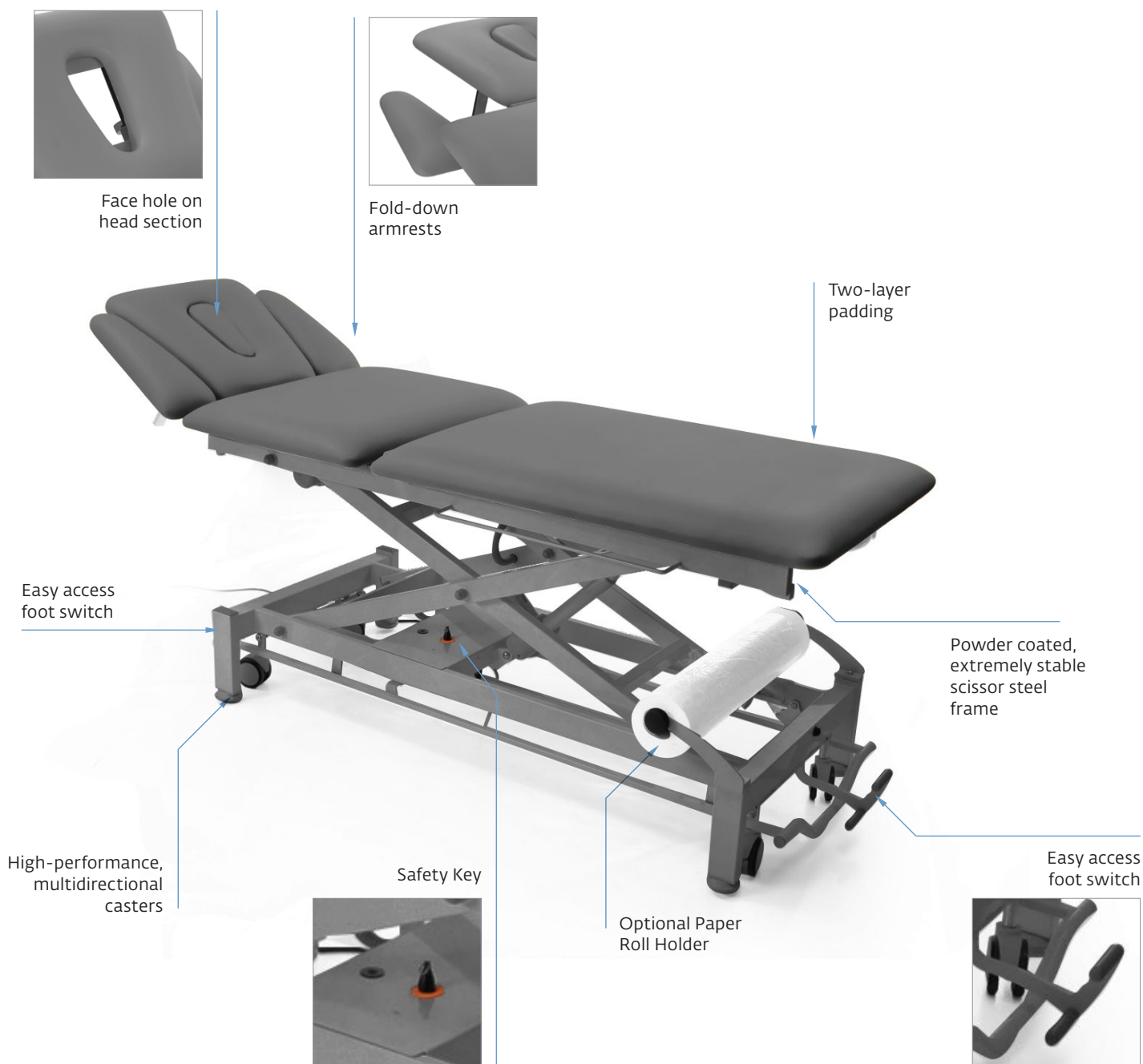


## Galaxy<sup>®</sup> Tables



Your table is the core of your practice, and with Chattanooga<sup>®</sup>, you have a trusted partner. Every detail of the Galaxy Table range has been designed, engineered and crafted to elegant, exacting standards, delivering a refined experience that maximizes patient comfort while optimizing practitioner access and ease of operation.

Galaxy Tables provide a strong, reliable, stylish and comfortable addition to your clinic. Their slim compact design allows easy access to patients and the scissor lifting frame ensures Galaxy's minimal footprint even when raising patients. Powerful Hallotronic<sup>®</sup> actuators deliver the strength to lift the heaviest of patients, while the optional hydraulic actuation system gives the choice of complete wireless freedom.

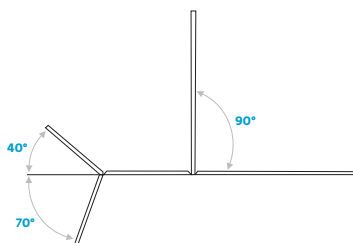
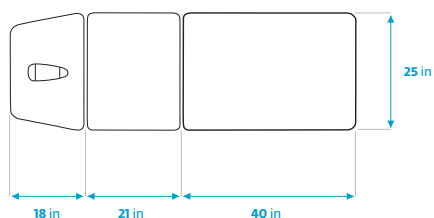
## Galaxy\* 3 Section



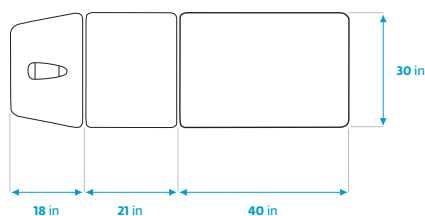
### Product features:

- Adjustable head section from +40° to -70° with gas spring
- Easy access foot switch, accessible from any position around the table 360°, for simple height adjustment
- Face hole on head section with removable face hole cover
- Adjustable leg section from 0° to 90° with gas spring
- Two-layer padding with non-flammable, bio-compatible and scratch resistant upholstery
- Powder coated, extremely stable scissor steel frame
- 2 side brackets for fixation of stabilization belts and elastic bands
- Traction support sleeves
- Personal Authorization System with 2 safety magnetic keys
- Hallotronic™ +System electric high/low height adjustment from 21 to 40 inches
- Non-slip rubber feet with 1 cm height adjustment allowing leveling of the table
- 4 directional castors with central brake and 4 legs

### Table Articulations/Dimensions Standard



### Table Articulations/Dimensions WIDE



### Ordering Information

#### Part Number Description

#### Galaxy 3 Section Treatment Table

3133-x	Galaxy 3 Section Electrical, All-round Switch, 4 Castors
3132-x-XL	Galaxy 3 Section Electrical, All-round Switch, 4 Castors, WIDE

### Technical Specifications

#### Electrical

Mains Power:	100 -240 Volt 50/60 Hz
Standby Consumption:	max. 1 A
Average Weight:	Standard: 274 LBs Wide: 285 LBs
Shipping Weight:	Table Weight + 56 LBs
Table Dimensions*:	Standard: 79 x 25 x 21 - 40 inches Wide: 79 x 30 x 21 - 40 inches
Shipping Dimensions*:	Standard: 86.6 x 33.5 x 31.5 inches Wide: 86.6 x 37.4 x 31.5 inches
Lifting Capacity:	440 lbs Standard 500 lbs Wide
Height Adjustment:	21-40 inches
Electrical safety class:	Class II, Type B

### (x) Upholstery Color Options

Beige (x = 101)	Blue (x = 102)	Gray (x = 106)
Graphite Gray (x = 107)	Black (x = 108)	Imperial Blue (x = 119)

NOTICE: Color charts are produced within the limitations of lithographic color printing and are intended as a general guide only.  
For ordering purposes, please use model number, hyphen, upholstery color number as indicated in the chart above.

\*= Length x width x height

\* GALAXY is a table name specific to DJO® tables manufactured by MEDEN-INMED exclusively for DJO  
+Hallotronic™ is a trademark by MEDEN-INMED Spółka z o.o.